



US00D621975S

(12) **United States Design Patent**
Wang

(10) **Patent No.:** **US D621,975 S**

(45) **Date of Patent:** **** Aug. 17, 2010**

(54) **FLUORESCENT LAMP**

(76) Inventor: **Licai Wang**, 1199 Taogan Road,
Sheshan Town, Songjiang District,
Shanghai (CN) 201602

(**) Term: **14 Years**

(21) Appl. No.: **29/320,484**

(22) Filed: **Jun. 27, 2008**

(51) **LOC (9) Cl.** **26-04**

(52) **U.S. Cl.** **D26/3**

(58) **Field of Classification Search** D26/1-4;
313/313, 315, 316, 317, 318, 493; 315/52,
315/53, 56, 57, 58

See application file for complete search history.

(56) **References Cited**

U.S. PATENT DOCUMENTS

D477,093	S	*	7/2003	Moriyama et al.	D26/3
D506,274	S	*	6/2005	Moriyama et al.	D26/3
D574,093	S	*	7/2008	Kitagawa et al.	D26/3
D576,749	S	*	9/2008	Kitagawa et al.	D26/3
D594,999	S	*	6/2009	Uchida et al.	D26/3
D601,726	S	*	10/2009	Mollaert et al.	D26/3

* cited by examiner

Primary Examiner—Marcus A Jackson

(74) *Attorney, Agent, or Firm*—Furr Law Firm; Jeffrey M. Furr, Es.

(57) **CLAIM**

The ornamental design for a fluorescent lamp, as shown and described.

DESCRIPTION

FIG. 1 shows a left side view of the fluorescent lamp, with the center portion of the claimed design broken away to indicate indeterminate length;

FIG. 2 shows a front view of the fluorescent lamp thereof;

FIG. 3 displays a right side view of the fluorescent lamp thereof;

FIG. 4 displays a back view of the fluorescent lamp thereof; and

FIG. 5 is a side elevational view thereof; and,

FIG. 6 is an opposite side view thereof.

1 Claim, 2 Drawing Sheets






Figure1




Figure2





Figure3



280mm-150mm



Figure4




Figure6

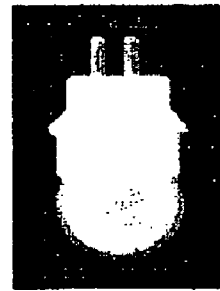


Figure5