



US007166072B2

(12) **United States Patent  
Smith**

(10) **Patent No.: US 7,166,072 B2**

(45) **Date of Patent: Jan. 23, 2007**

(54) **SEXUAL THERAPY DEVICE**  
(76) Inventor: **Irina Smith**, 88 E. Broad St., Suite  
1220, Chicago, IL (US) 43215  
(\* ) Notice: Subject to any disclaimer, the term of this  
patent is extended or adjusted under 35  
U.S.C. 154(b) by 210 days.

5,067,480	A	11/1991	Woog et al.	
5,080,088	A *	1/1992	LeVahn	600/206
D339,198	S *	9/1993	Mochida	D24/214
5,308,327	A *	5/1994	Heaven et al.	604/103.09
D359,563	S *	6/1995	Chi	D24/214
5,470,303	A *	11/1995	Leonard et al.	601/84
5,895,352	A *	4/1999	Kleiner	600/206
6,656,139	B2 *	12/2003	Zwezdaryk	601/46
6,749,557	B2 *	6/2004	Garland	600/38
2002/0188234	A1 *	12/2002	Manska	601/70

(21) Appl. No.: **10/710,926**

(22) Filed: **Aug. 12, 2004**

(65) **Prior Publication Data**  
US 2006/0074273 A1 Apr. 6, 2006

**Related U.S. Application Data**  
(60) Provisional application No. 60/521,954, filed on Jul.  
26, 2004.

(51) **Int. Cl.**  
**A61F 5/00** (2006.01)  
(52) **U.S. Cl.** ..... **600/38**  
(58) **Field of Classification Search** ..... D24/214,  
D24/211, 215; 601/46, 67, 78, 80, 82, 83,  
601/84, 85, 89, 97, 68; 600/38-41  
See application file for complete search history.

(56) **References Cited**  
U.S. PATENT DOCUMENTS  
4,190,042 A \* 2/1980 Sinnreich ..... 600/204

**OTHER PUBLICATIONS**

Adam & Eve Catalog Dec. 2002, Cover and pp. 2,3, 46, 47.\*

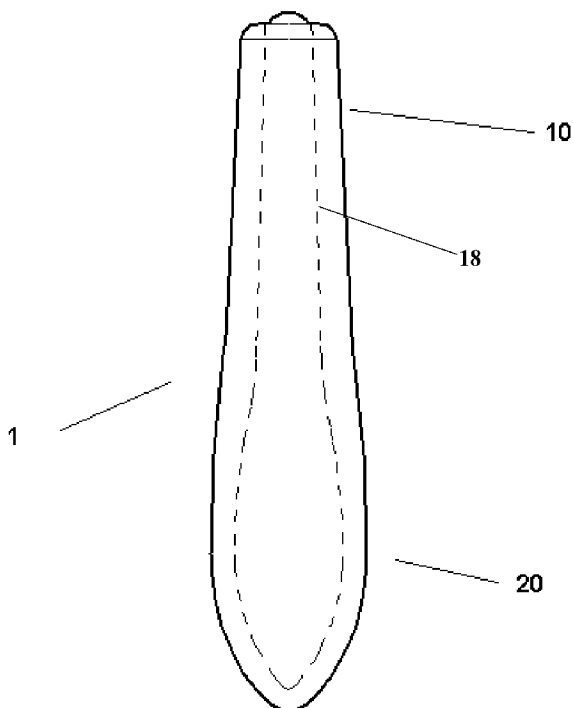
\* cited by examiner

*Primary Examiner*—Samuel G. Gilbert  
(74) *Attorney, Agent, or Firm*—Jeffrey Furr

(57) **ABSTRACT**

The current invention consists of a device for sexual therapy that consists of a handle connected to a long tear shaped flat surface which curves downward at the largest end of the tear. On the flat inward side of the downward part of the tear there is a raised platform which is covered by pimples. The end of the handle has a flat edge which serves as a cap for a battery compartment with the cap having an on/off/speed control switch. The pimples of the raised platform are used for sexual stimulation. Within the device under the platform is a vibrating means such as a vibrating bullet.

**8 Claims, 6 Drawing Sheets**



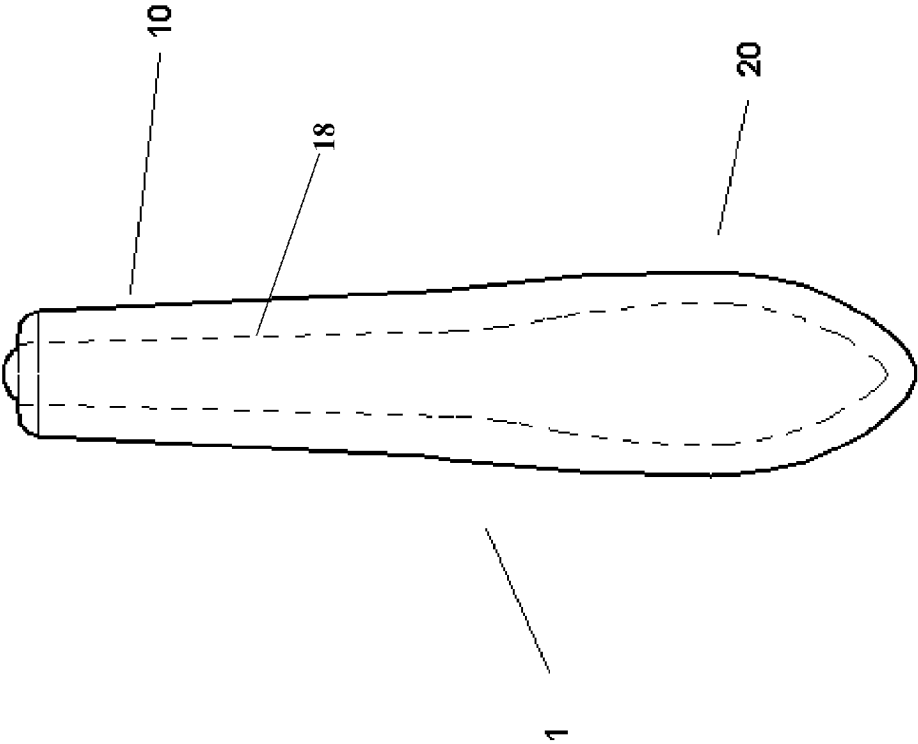


FIG. 1

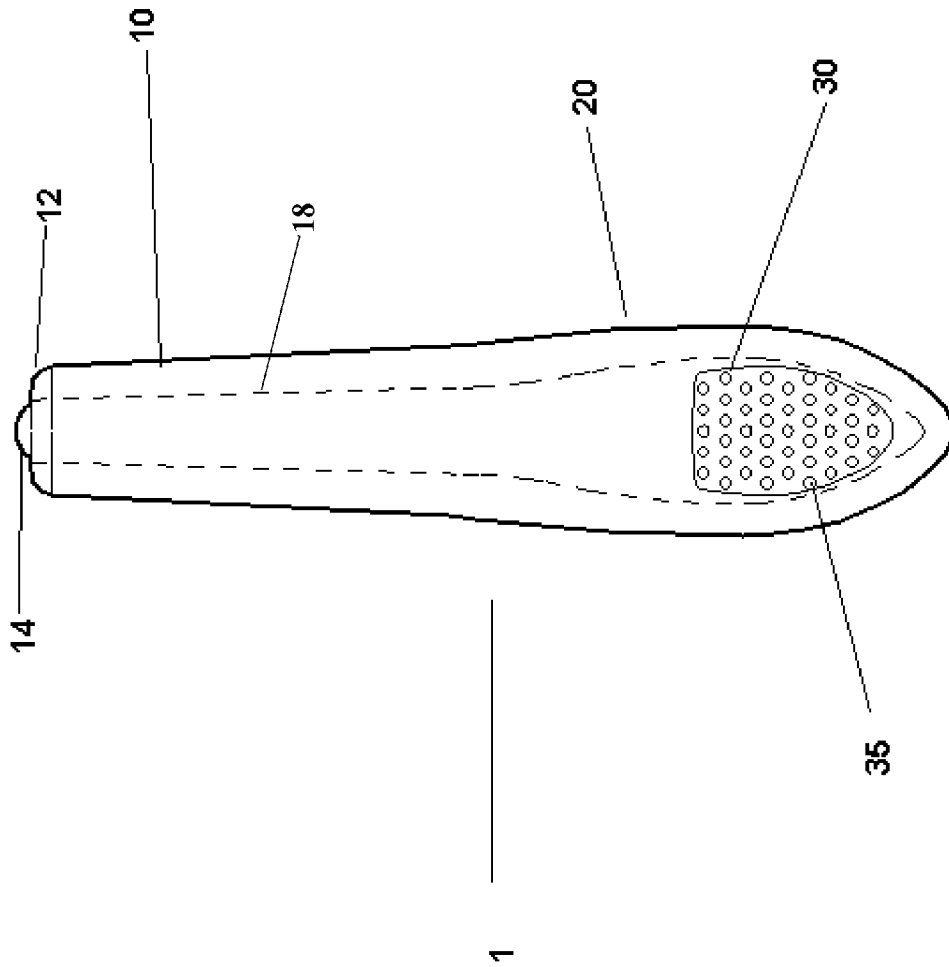


FIG. 2

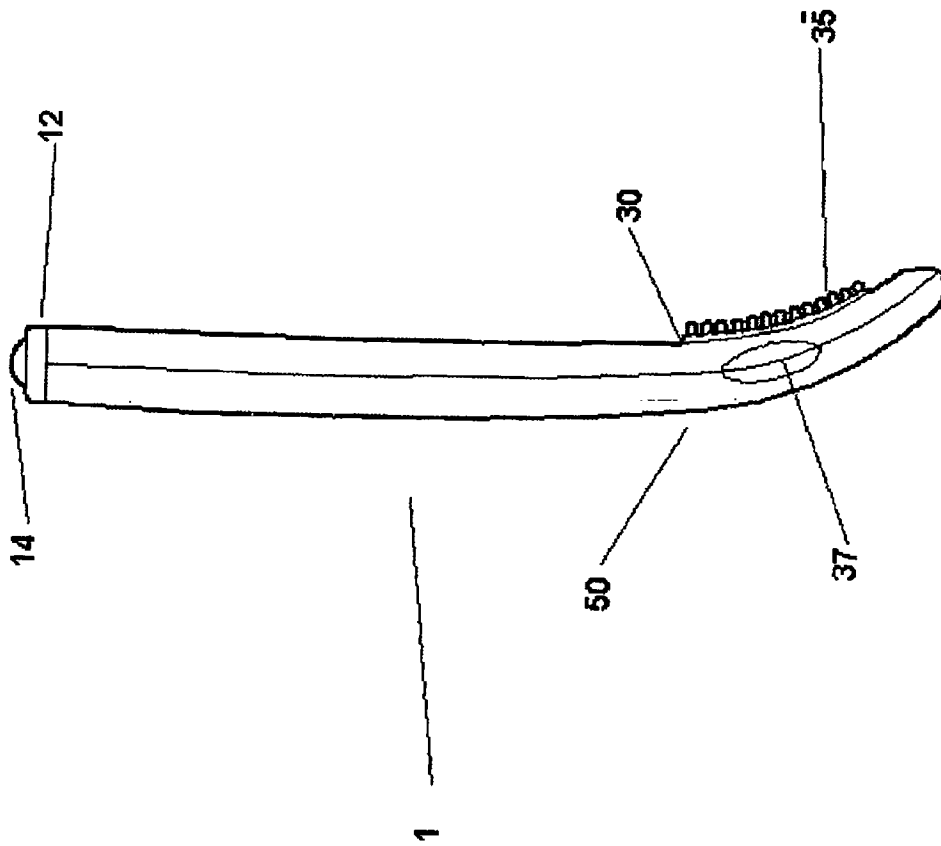


FIG. 3

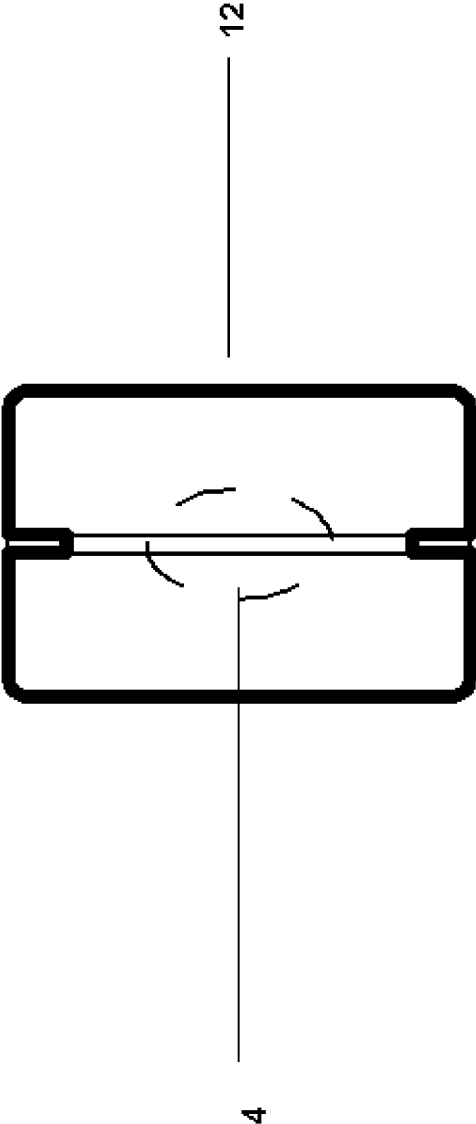


FIG. 4

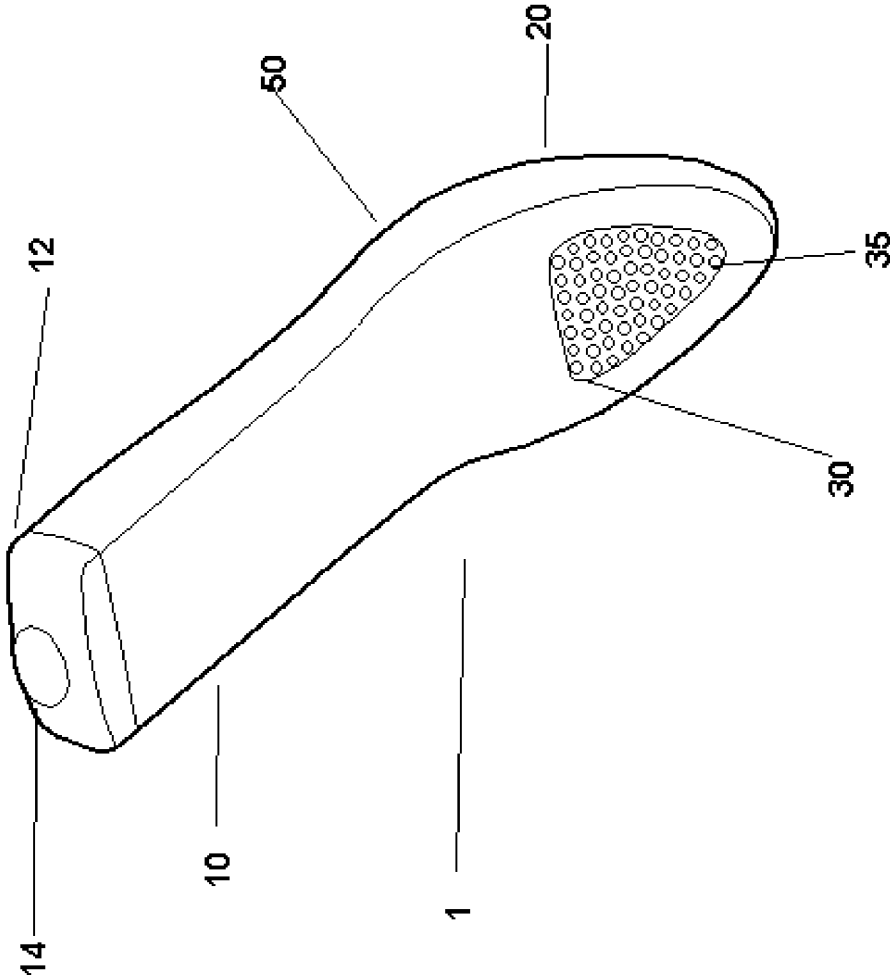


FIG. 5

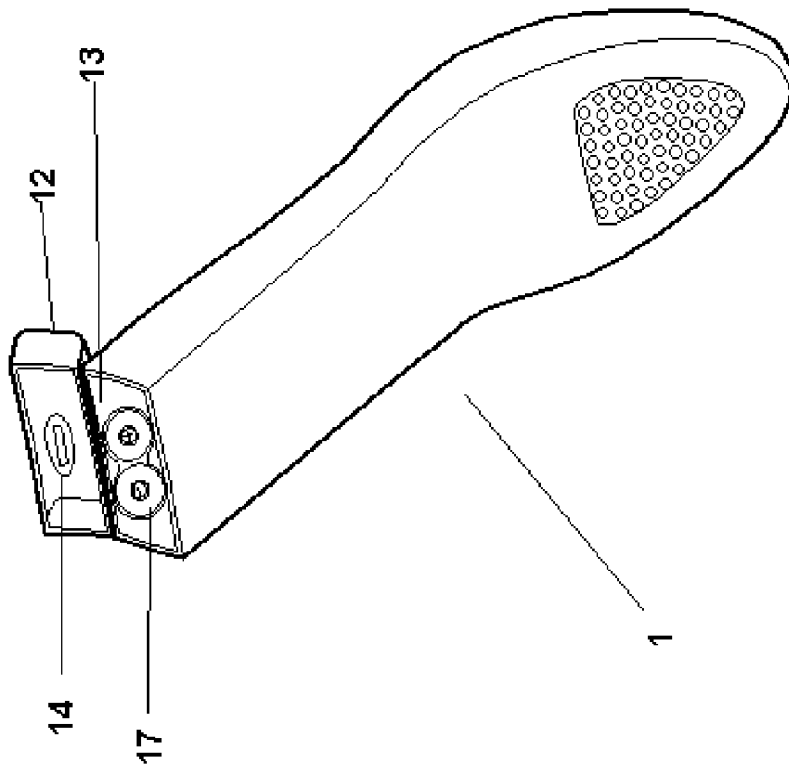


FIG. 6

## SEXUAL THERAPY DEVICE

## CROSS REFERENCE TO RELATED APPLICATIONS

This is a non-provisional of provisional application 60/521,954 filed on Jul. 26, 2004.

## BACKGROUND OF INVENTION

This invention relates to a stimulator or marital aid for use in marital/sexual therapy.

## Background

Within the last several decades, the existence and desirability of the female orgasm has been virtually universally accepted by civilized society. It is well-established that a large percentage of women do not orgasm regularly during sexual intercourse, but that female orgasm is desirable. The lack of female orgasm, for a substantial number of couples, can lead to tension and frustration which, in turn, leads to marital discord.

Orgasmic therapy for women usually involves self-stimulation. While there are internal (vaginal) orgasms which are by some considered a more mature form of orgasm than external (clitoral) orgasms or merely the result of indirect external pressure, it is much easier for the woman to self-stimulate external orgasms and therefore external pressure is usually the method of choice in orgasmic therapy. The vulva surrounds the opening of the vagina, the musculomembranous tubular structure extending from the vulva to the uterine cervix. The vulva includes the clitoris, a highly sensitive sex organ which, when stimulated appropriately, provides sexual satisfaction. The clitoris, homologous to the penis, is a small cylindrical organ situated at the anterior part of the vulva.

Many women are reluctant to stimulate themselves manually so a mechanical device such as a vibrator may be required for effective marital therapy. The couple can use the vibrator or marital aid on a maintenance or recreational program. A vibrator can also be used in the context of a married couple where the wife simply has a greater sexual appetite or is slower to respond and climax than is the husband.

Additionally, it is well-established that the female orgasm relieves cramps during menstruation but many couples are reluctant to engage in sexual activity during menstruation. At these times a vibrator can be used for the relief of cramps and irritability associated with menstruation.

A vibrator can be used to assist the disabled or elderly to induce orgasms after the death, desertion or lack of capacity or availability of a spouse. A vibrator can assist woman having organisms while her husband is injured, ill or absent for long periods.

In the past, vibrators were frequently phallic-shaped to simulate the movement of the husband's sexual organ. This kind of vibrator is possibly the result of male misunderstanding of the process of the female orgasm since direct clitoral pressure is the method of choice for marital orgasmic therapy. Similarly, vibrators of the prior art are sometimes large, heavy and cumbersome to use.

There is still room for improvement in the art.

## SUMMARY OF INVENTION

The current invention consists of a device for sexual therapy that consists of a handle connected to a long tear shaped flat surface which curves downward at the largest end of the tear. On the flat inward side of the downward part of the tear there is a raised platform which is covered by pimples. The end of the handle has a flat edge which serves as a cap for a battery compartment with the cap having an on/off/multiple speed control switch. The pimples of the raised platform are used for sexual stimulation. Within the device under the platform is a vibrating means such as a vibrating bullet. The flat design and soft exterior casing provides a cushion between the bodies of two partners and is designed so that pressure from the partners bodies secures the device during sexual activity while nevertheless remaining comfortable, yet curved to conform to the contours of a woman's body. It is therefore an object of this invention to provide a stimulator or marital aid for direct external stimulation for marital/sexual orgasmic therapy.

It is therefore a further object of this invention to provide a stimulator or marital aid which is gentle and adapted to apply stimulation over an appropriate area for marital/sexual orgasmic therapy.

It is therefore a still further object of this invention to provide a stimulator which is designed at a suitable angle following the natural female body curve for use in marital/sexual orgasmic therapy.

It is therefore a still further object of this invention to provide a stimulator which is light easy to hold and quiet.

## BRIEF DESCRIPTION OF DRAWINGS

Without restricting the full scope of this invention, the preferred form of this invention is illustrated in the following drawings:

FIG. 1 shows a top view of the device;

FIG. 2 shows a bottom view of the device;

FIG. 3 displays a side view of the device;

FIG. 4 displays the cap of the device;

FIG. 5 shows an elevated front view of the device; and

FIG. 6 shows an elevated front view with the cap open.

## DETAILED DESCRIPTION

The following description is demonstrative in nature and is not intended to limit the scope of the invention or its application of uses.

There are a number of significant design features and improvements incorporated within the invention.

As shown in FIGS. 1, 2, 3, 4, 5 and 6, the current invention is a device 1 for sexual therapy and stimulation.

The vulva surrounds the opening of the vagina, the musculomembranous tubular structure extending from the vulva to the uterine cervix. The vulva includes the clitoris, a highly sensitive sex organ which, when stimulated appropriately, provides sexual satisfaction. The clitoris, homologous to the penis, is a small cylindrical organ situated at the anterior part of the vulva.

During sexual intercourse, the penis is reciprocally and slidingly received in the vagina. The penis typically does not make substantial contact with the clitoris. Rather, the abdomen and the transition area from which the base of the penis extends provides the critical contact that may ultimately lead to sexual satisfaction. Sexual satisfaction in females generally is not derived from linear translation of the penis



3

through the vagina, rather rhythmic pressure against and/or frictional engagement with the clitoris.

The device **1** consists of a handle **10** that is connected to a tear base **20** which is a long tear shaped flat surface which curves downward at the largest end of the tear **20** where the point is. The handle is made of a smooth plastic while the rest of the device **1** including the tears **20** is made of a soft rubber material in the preferred embodiment.

As shown in FIGS. **2**, **3** and **4**, on the flat inward side of the downward part of the tear **20** there is a raised platform **30** which is covered by pimples **35**. It is these pimples **35** that are used for the external stimulation of the sex organs such as the clitoris and vulva. Within the device under the platform **30** is a vibrating means **37**. In the preferred embodiment a vibrating bullet is used as a vibrating means **37**. The vibrating means **37** transfers the vibrations to the platform **30** which transfers the vibrations to the pimples **35**. This gives a vibration motion to the pimples **35** that produces the best motion for sexual stimulation without being too hard, avoiding tissue damage and/or pain.

As shown in FIG. **6**, the handle **10** has a flat edge which serves as a cap **12** for a battery compartment **13**. The cap has an on/off/multiple speed control switch **14**. In the preferred embodiment, this switch **14** is a slide switch which can be used to turn the device **1** on and off and switch to multiple vibration speeds. The handle **10** has a smooth texture. The tear shaped **20** part of the device is encased with a soft rubber coating making it water proof, adding to the vibratory motion and giving it the proper texture for sexual stimulation.

At the end of the handle **10** of the device **1**, there is a hinged cap **12** that opens through a hinging means to allow the insertion of two AA batteries **17** into the battery compartment **13**. The handle **10** will have a closing means such as a latch to keep the cap **12** closed.

The device **1** has a power source **17** which is two double A batteries in the preferred embodiment. The power source **17** is connected to the control switch **14** and the vibrating means **37** through the use of standard wires. The control switch **14** is a slide control switch with on, off, low, medium and high positions. The device **1** is design for quiet operation. The quiet operation is an important aspect as so the user is not distracted.

The curve **50** of the device **1** is designed to match the contour of a woman's body so that it is easy to use while placing the raised platform **30** on the external sex organs.

This makes the device **1** easier to use either by herself or for use by her partner. This curve **50** is very important to the design of the device **1**. The curve **50** is held by a shape holder **18**. The shape holder **18** is a metal piece that holds the shape of the device. It is sufficiently rigid to hold the shape of the device **1**, because of the soft nature of the materials used.

The flat design and soft exterior casing of the device **1** provides a cushion between the bodies of two partners and is designed so that pressure from the partners bodies secures the device **1** during sexual activity while nevertheless remaining comfortable, yet curved to conform to the contours of a woman's body.

4

## ALTERNATIVE EMBODIMENT

The connection of the handle **10** to the tear shaped body **20** can be designed to be flexible with some give. This will make the device **1** easier to use as it will not exert too much pressure on the external sexual organs decreasing the potential for the device **1** to be held too hard to the external sexual organs.

## CONCLUSION

The device is a great stimulator or marital aid for direct external stimulation for marital/sexual orgasmic therapy.

Although the present invention has been described in considerable detail with reference to certain preferred versions thereof, other versions are possible. Therefore, the point and scope of the appended claims should not be limited to the description of the preferred versions contained herein.

As to a further discussion of the manner of usage and operation of the present invention, the same should be apparent from the above description. Accordingly, no further discussion relating to the manner of usage and operation will be provided.

With respect to the above description, it is to be realized that the optimum dimensional relationships for the parts of the invention, to include variations in size, materials, shape, form, function and manner of operation, assembly and use, are deemed readily apparent and obvious to one skilled in the art, and all equivalent relationships to those illustrated in the drawings and described in the specification are intended to be encompassed by the present invention.

Therefore, the foregoing is considered as illustrative only of the principles of the invention. Further, since numerous modifications and changes will readily occur to those skilled in the art, it is not desired to limit the invention to the exact construction and operation shown and described, and accordingly, all suitable modifications and equivalents may be resorted to, falling within the scope of the invention.

What is claimed is:

1. A device for sexual therapy comprising:
  - a handle connected to a long tear shaped flat surface which curves downward at the largest end of the tear with said inward side of the downward part of the tear having a raised platform and having said platform being covered by pimples, with a shape holder within the device to hold it shape where said shape holder is made of a metal.
2. A device according to claim **1** further comprising having a vibrating means.
3. A device according to claim **2** further comprising having said vibrating means transferring the vibrations to the platform which transfers the vibrations to the pimples.
4. A device according to claim **2** further comprising having a power source connected to said vibrating means.
5. A device according to claim **2** further comprising having a switch for turning on said vibrating means.
6. A device according to claim **5** where said switch has an on position, an off position and a plurality of speed positions.
7. A device according to claim **2** where said curve matches the curve of a female body in the front of the pelvic region.
8. A device according to claim **1** where said curve matches the curve of a female body in the front of the pelvic region.

\* \* \* \* \*