



US00D533287S

(12) **United States Design Patent**
Pacheco

(10) **Patent No.:** **US D533,287 S**

(45) **Date of Patent:** **** Dec. 5, 2006**

(54) **LAMP**

(75) **Inventor:** **Mark Anthony Pacheco**, Tampa, FL
(US)

(73) **Assignee:** **GM Lighting, LLC**, Palos Park, IL
(US)

(**) **Term:** **14 Years**

(21) **Appl. No.:** **29/233,269**

(22) **Filed:** **Jun. 29, 2005**

(51) **LOC (8) Cl.** **26-04**

(52) **U.S. Cl.** **D26/2**

(58) **Field of Classification Search** D26/1-4;
313/313, 315, 317, 318, 491, 493, 567; 315/52,
315/53, 56, 57, 73

See application file for complete search history.

(56) **References Cited**

U.S. PATENT DOCUMENTS

D456,090 S * 4/2002 Benensohn D26/2

D498,008 S * 11/2004 Benensohn D26/2
D508,135 S * 8/2005 Benensohn D26/2
D513,641 S * 1/2006 Komiya et al. D26/2
D520,150 S * 5/2006 Komiya et al. D26/2

* cited by examiner

Primary Examiner—Marcus A. Jackson

(74) *Attorney, Agent, or Firm*—Jeffrey Furr

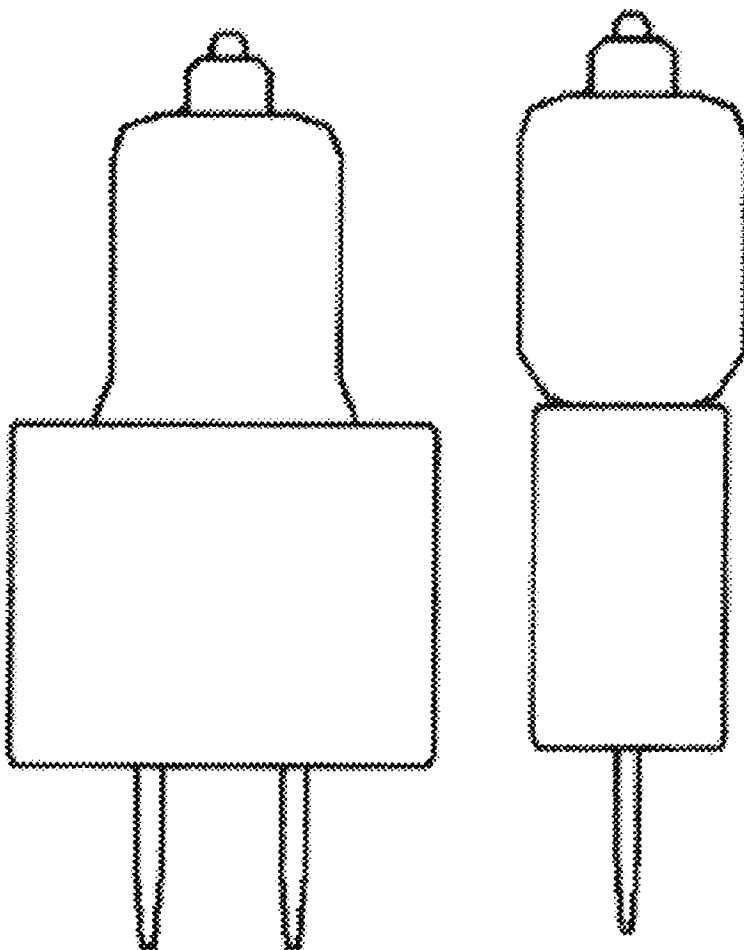
(57) **CLAIM**

The ornamental design for a lamp, as shown.

DESCRIPTION

FIG. 1 is a side view of a lamp showing my new design;
FIG. 2 is a front view thereof;
FIG. 3 is the other side view thereof;
FIG. 4 is back view thereof;
FIG. 5 is top view thereof; and,
FIG. 6 is a bottom view thereof.

1 Claim, 6 Drawing Sheets






Figure 1

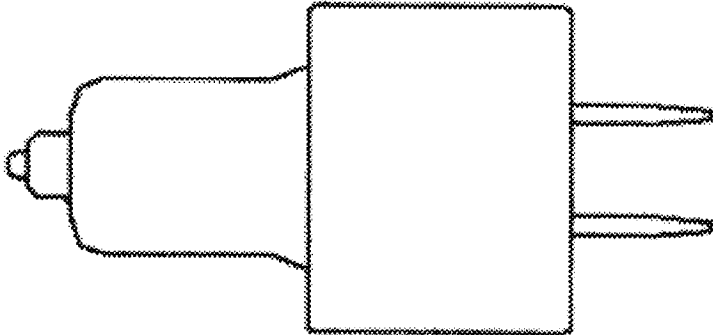


Figure 2




Figure 3

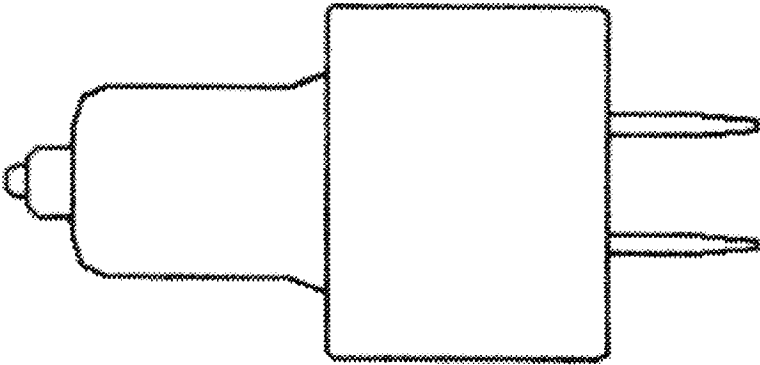


Figure 4

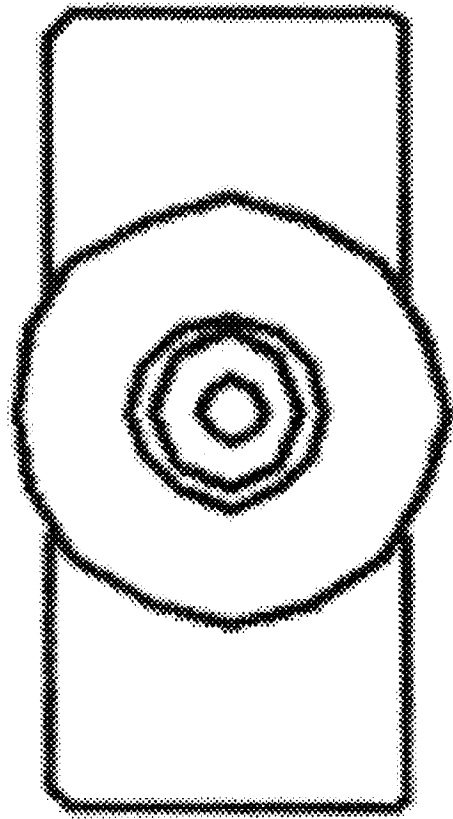


Figure 5




Figure 6